



NITOL MOTORS LTD

(SERVICE AND PARTS)



100 TONGI INDUSTRIAL AREA, GARZIPUR

SOFTWARE DOCUMENTARY (IT DIVISION)

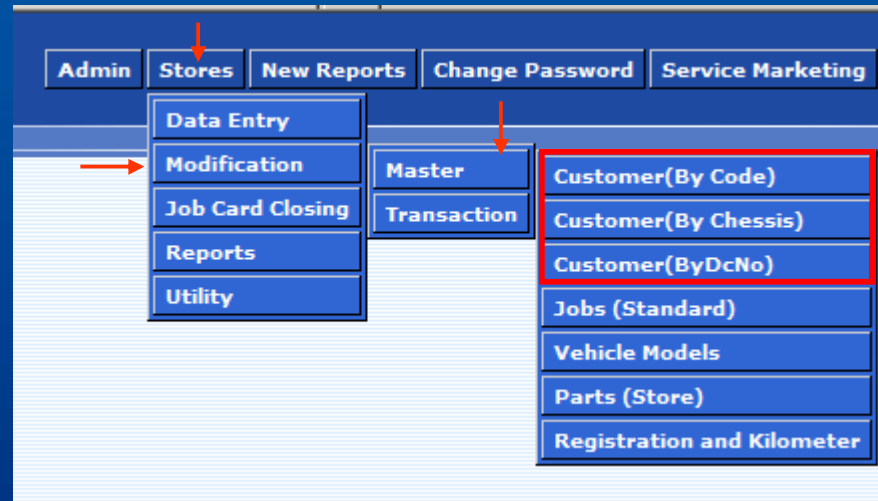
REF : IT CIRCULAR_REF_NML_SE_IT_SOFT_08042012_31

AGENDA

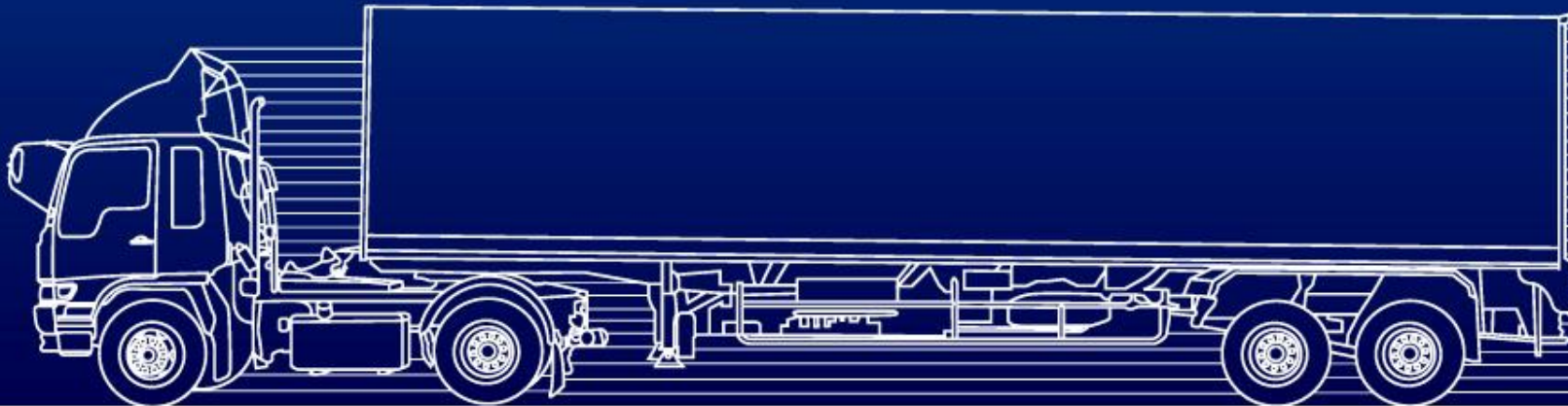
How to Create a Job Card For New Customer



Create a Job Card for new customer

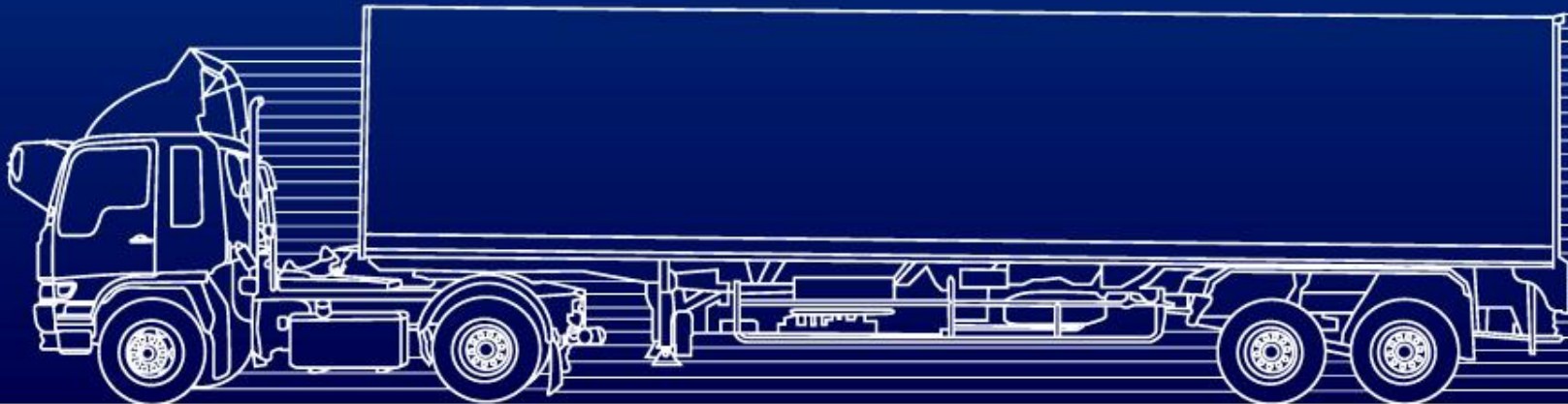
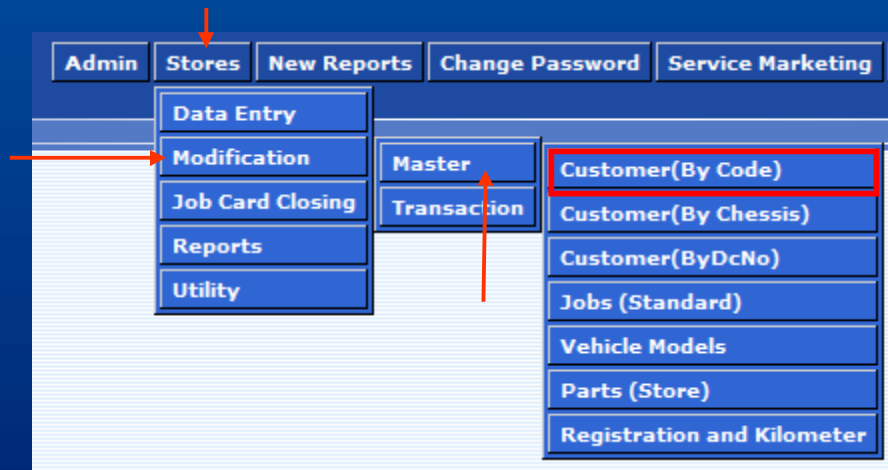


- A. Find By Customer Code
- B. Find By Customer Chessis Number
- C. Find By Customer DC Number



Create a Job Card for new customer

A. Find By Customer Code



Create a Job Card for new customer

A. Find By Customer Code

1. Enter Customer Code and load

Edit Customer Information

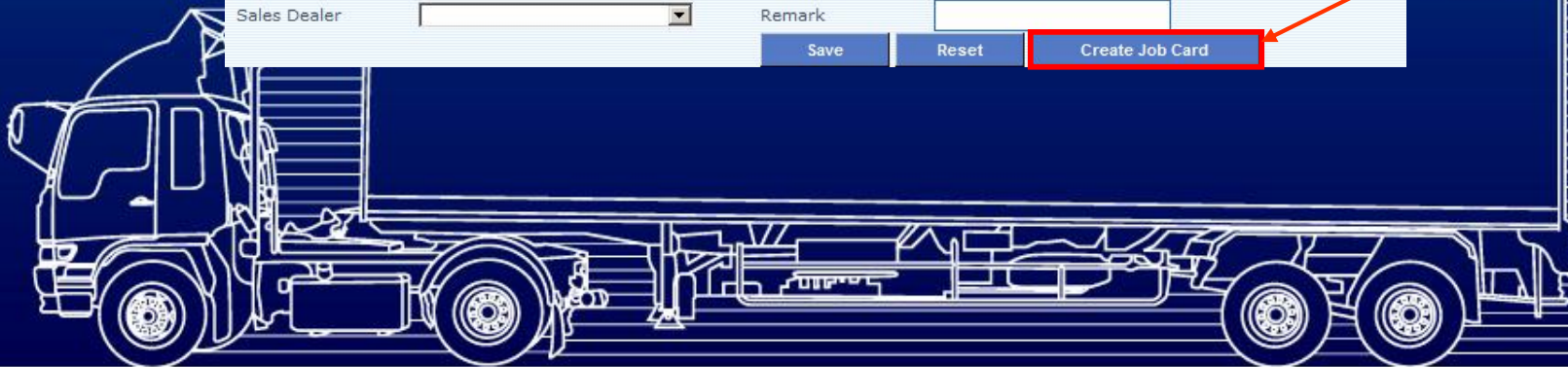
Customer Information

Type customer Code	<input type="text" value="N002061"/>	<input type="button" value="..."/>
Customer Name	<input type="text" value="NITOL MOTORS LTD[DMG11]"/>	Customer Category <input type="text" value="PRIVATE LTD. COMPANY"/>
Address 1	<input type="text" value="DHAKA"/>	
Address 2	<input type="text"/>	
Contact Person 1	<input type="text"/>	Contact Person 2 <input type="text"/>
Owner Mobile	<input type="text" value="01612699622"/>	Additional Mobile <input type="text"/>
Nml Personnel No	<input type="text"/>	Phone <input type="text"/>
Fax	<input type="text"/>	Web <input type="text"/>
Email	<input type="text"/>	
Labour Discount (%)	<input type="text" value="0"/>	Spare Discount (%) <input type="text" value="0"/>

Vehicle Information

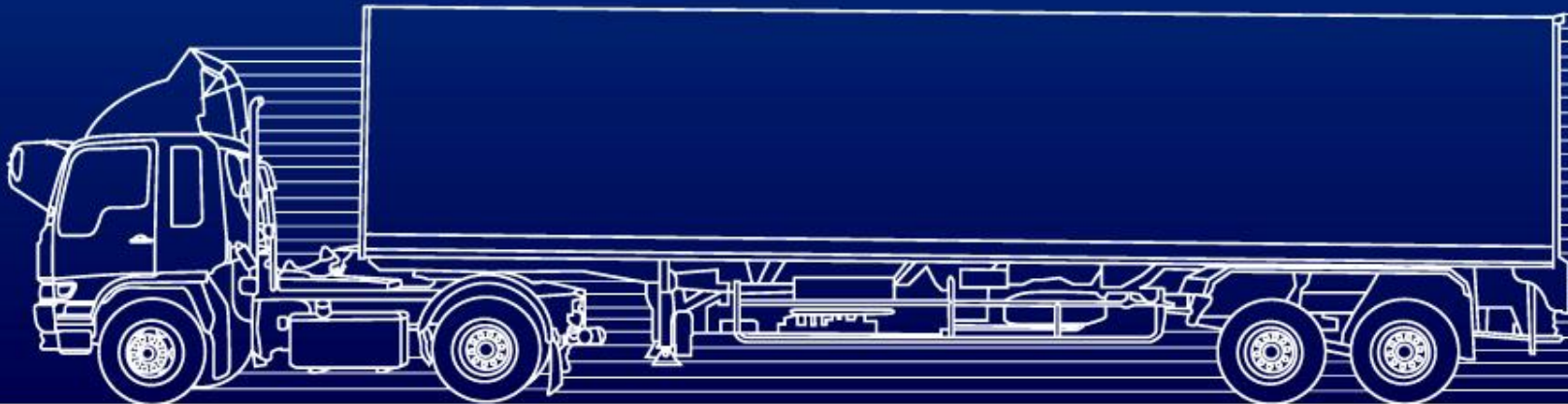
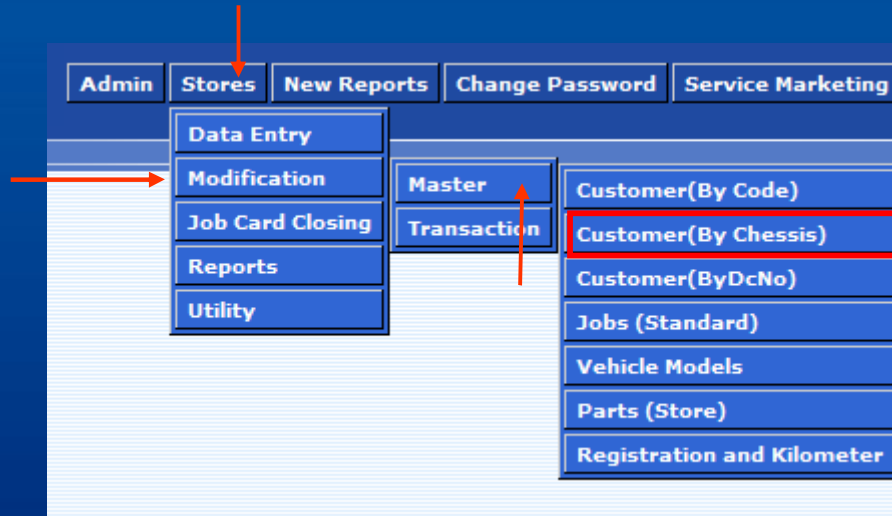
Vehicle Reg No	<input type="text" value="1111111111"/>	Reg .Date	<input type="text" value="01-May-1900"/>
Chassis No	<input type="text" value="KPTFO41ASTP-080827"/>	Engine No	<input type="text" value="66191020000621"/>
Sales Date	<input type="text" value="01-May-1900"/>	Delivery Date	<input type="text" value="01-May-1900"/>
D.C. Date	<input type="text" value="01-May-1900"/>	BL Date	<input type="text" value="01-May-1900"/>
D.C. No	<input type="text"/>	Model No	<input type="text" value="MUWSO"/>
Sales Dealer	<input type="text"/>	Remark	<input type="text"/>

2. Click Create Job Card



Create a Job Card for new customer

B. Find By Customer Chassis Number



Create a Job Card for new customer

B. Find By Customer Chassis Number

1. Enter Customer Chassis and load

Edit Customer Information

Customer Information

Type customer Chassis

Customer Name * Customer Category

Address 1 *

Address 2

Contact Person 1 Contact Person 2

Owner Mobile * Additional Mobile

Nml Personnel No Phone

Fax Web

Email

Labour Discount (%) Spare Discount (%)

Vehicle Information

Vehicle Reg No * Reg .Date

Chassis No Engine No

Sales Date Delivery Date

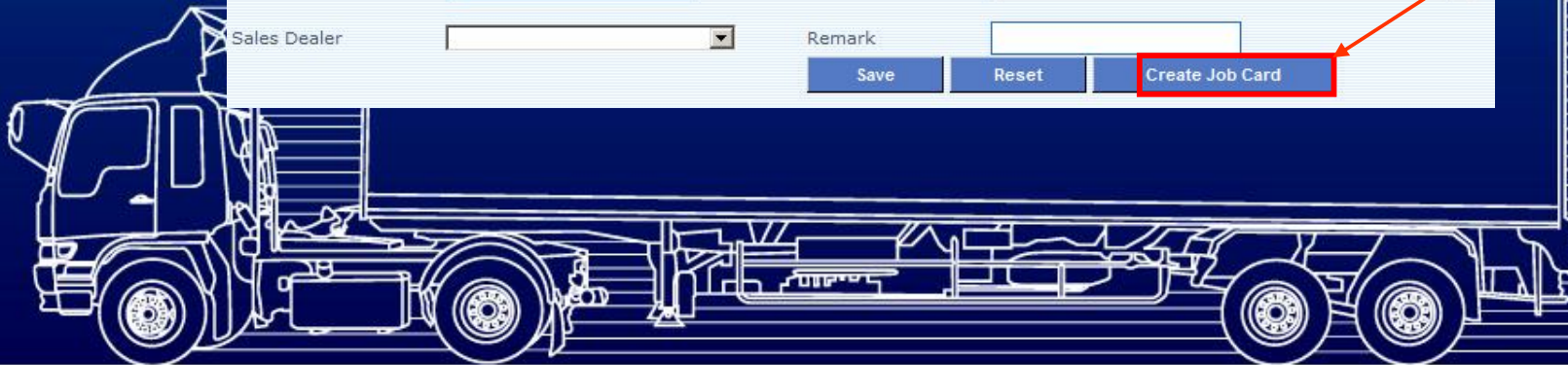
D.C. Date BL Date

D.C. No Model No *

Sales Dealer

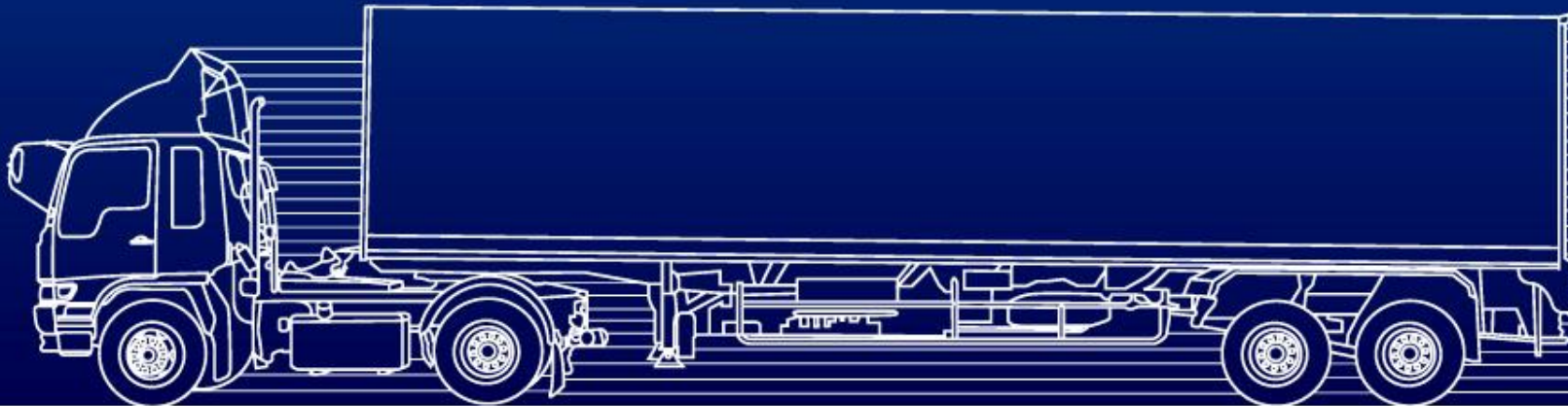
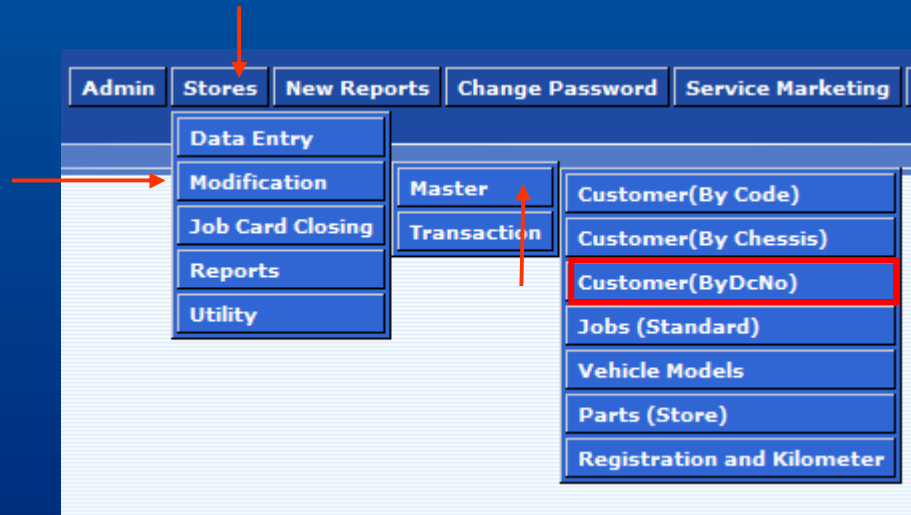
Remark

2. Click Create Jobcard



Create a Job Card for new customer

C. Find By Customer D.C No



Create a Job Card for new customer

C. Find By Customer D.C No

1. Enter DC No
and load

Edit Customer Information

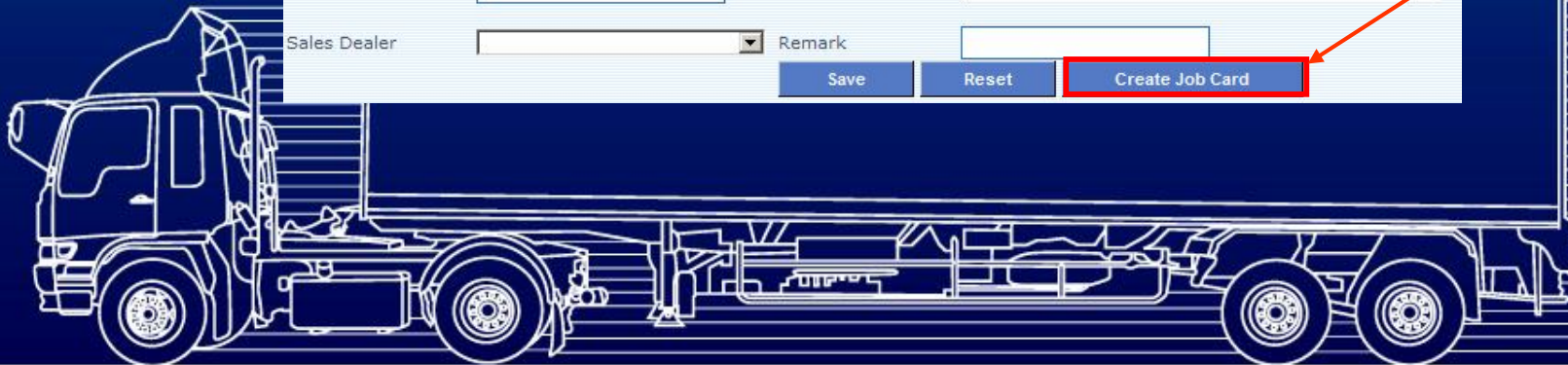
Customer Information

Type DC No	<input type="text" value="19168"/>	Customer Code	<input type="text" value="0308053"/>
Customer Name	<input type="text" value="MUHAMMAD SHAHNEWAZ"/>	Customer Category	<input type="text" value="CASUAL/SUNDRY CUSTOMER"/>
Address 1	<input type="text" value="NAGRA, NETRAKONA SADAR, NETRAKONA."/>		
Address 2	<input type="text"/>		
Contact Person 1	<input type="text"/>	Contact Person 2	<input type="text"/>
Owner Mobile	<input type="text" value="01191333529"/>	Additional Mobile	<input type="text"/>
Nml Personnel No	<input type="text"/>	Phone	<input type="text"/>
Fax	<input type="text"/>	Web	<input type="text"/>
Email	<input type="text"/>		
Labour Discount (%)	<input type="text" value="0"/>	Spare Discount (%)	<input type="text" value="0"/>

Vehicle Information

Vehicle Reg No	<input type="text" value="DMNA141245"/>	Reg .Date	<input type="text" value="01-May-1900"/>
Chassis No	<input type="text" value="MAT37444189R31507"/>	Engine No	<input type="text" value="497SP27JRZ629818"/>
Sales Date	<input type="text" value="01-May-1900"/>	Delivery Date	<input type="text" value="01-May-1900"/>
D.C. Date	<input type="text" value="18-Nov-2008"/>	BL Date	<input type="text" value="01-May-1900"/>
D.C. No	<input type="text"/>	Model No	<input type="text" value="207DI PICK UP"/>
Sales Dealer	<input type="text"/>	Remark	<input type="text"/>

2. Click Create
Job Card



THANK YOU

